



Mosinee School District

Community Survey Report
May 21, 2024

Contents



Background Info



**Survey/Respondent
Information**



Results & Analysis



Wrap-up/Questions





Our mission is to help educational leaders gather, organize, and use data to make strategic decisions.

- Founded in **2002** to provide independent research
- Conducted over **10,000** staff, parent, and student, and community surveys for school improvement
- Helped more than **900** districts navigate the strategic planning and referendum planning process

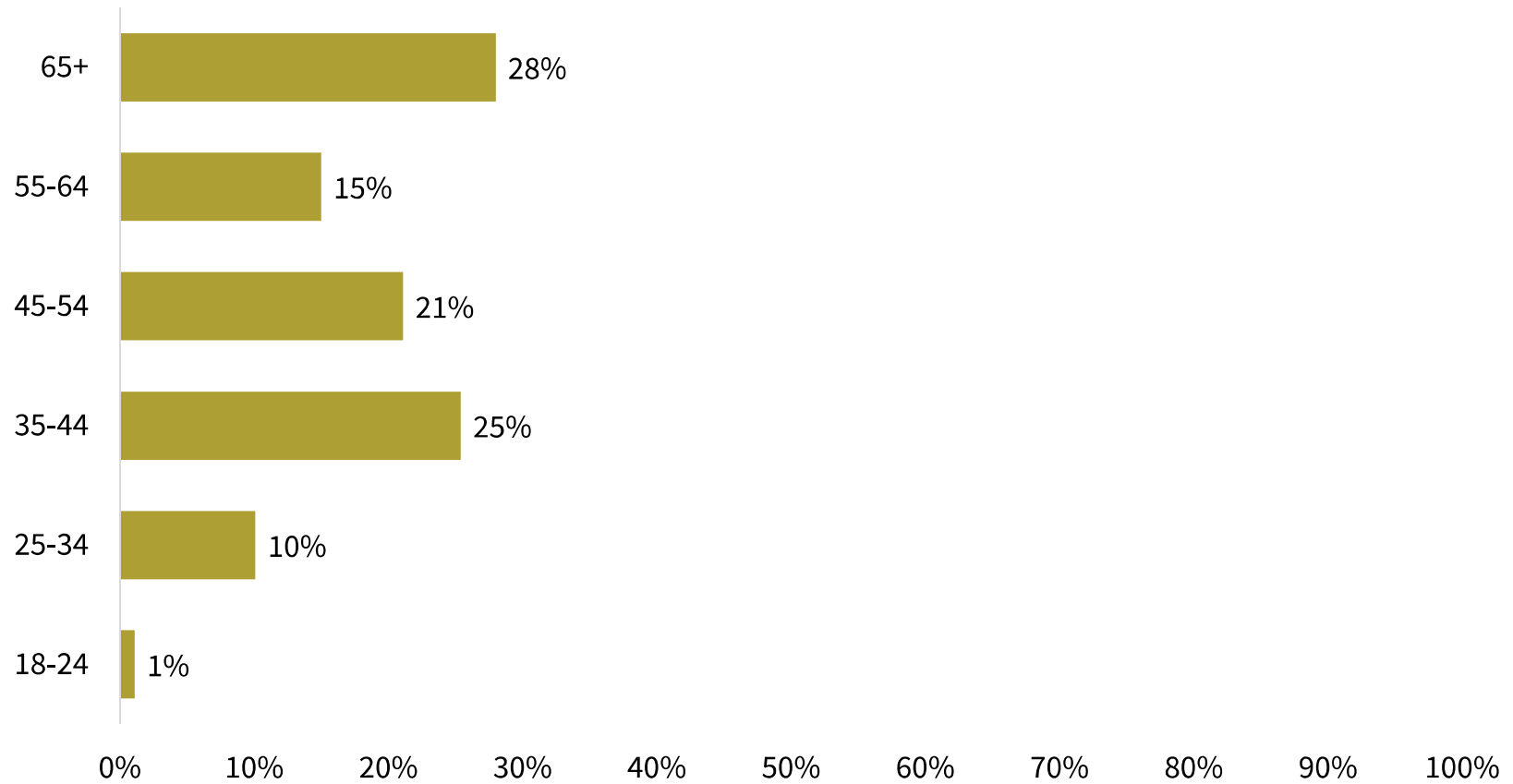


Survey Information

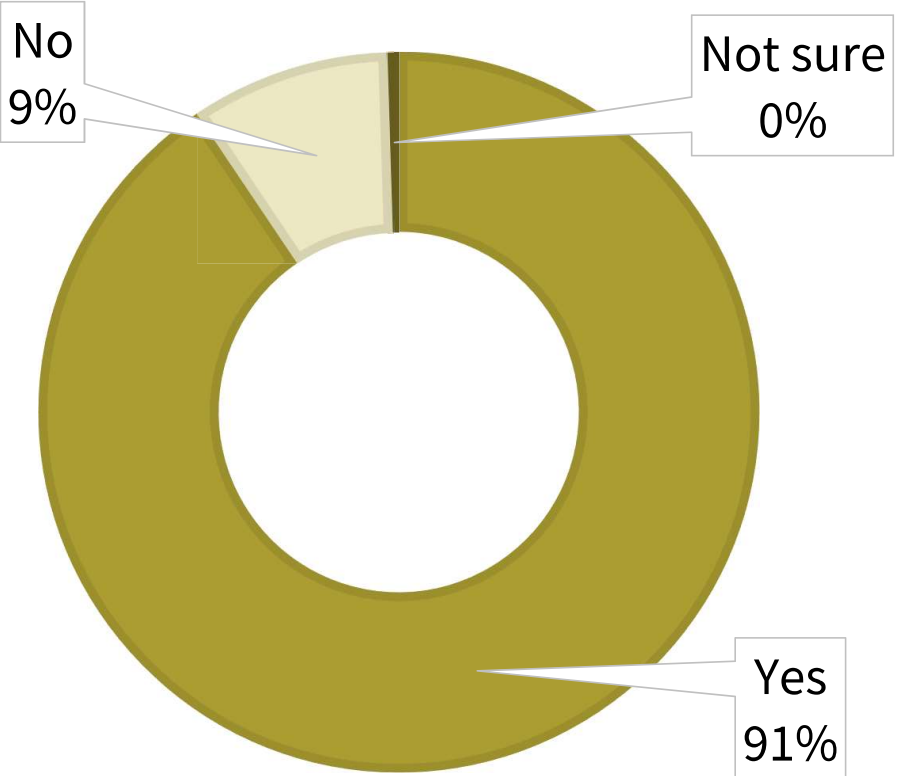
- **April 29, 2024** survey deadline
- **1,285** total respondents
- **19.9%** response rate
- **+/- 2.79%** statistical margin of error



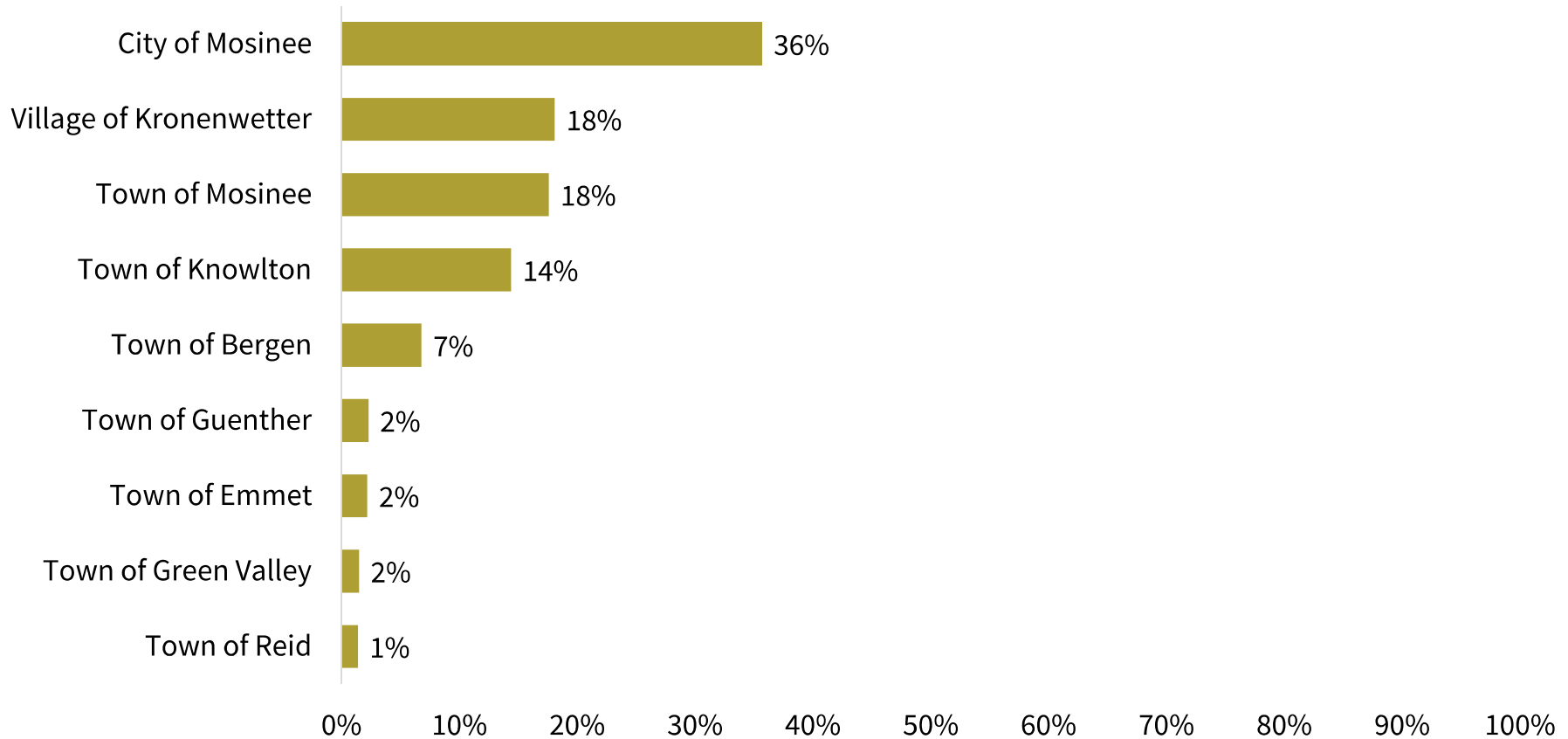
What is your age?



Is your primary residence in the District?

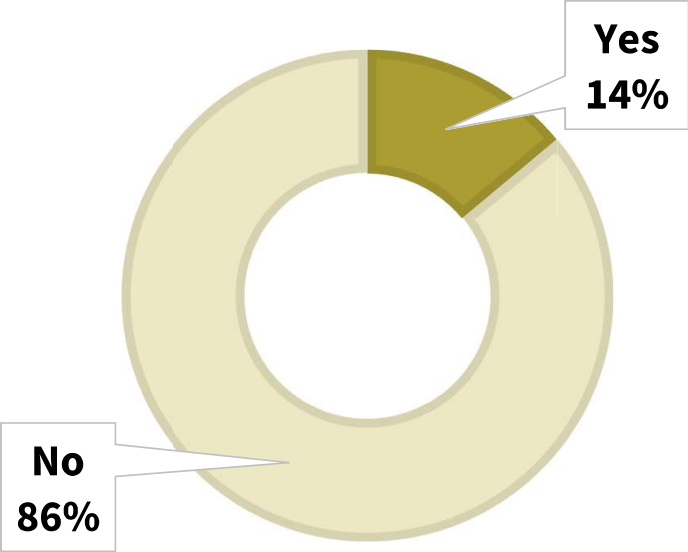


In which municipality do you live?

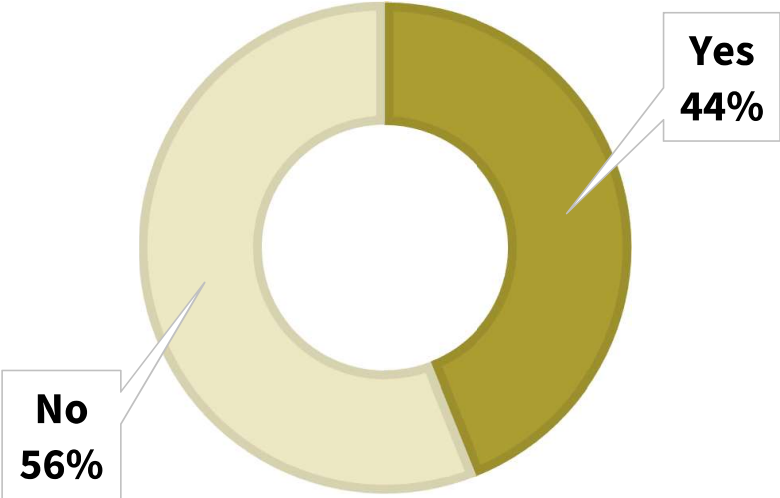


Respondent Information

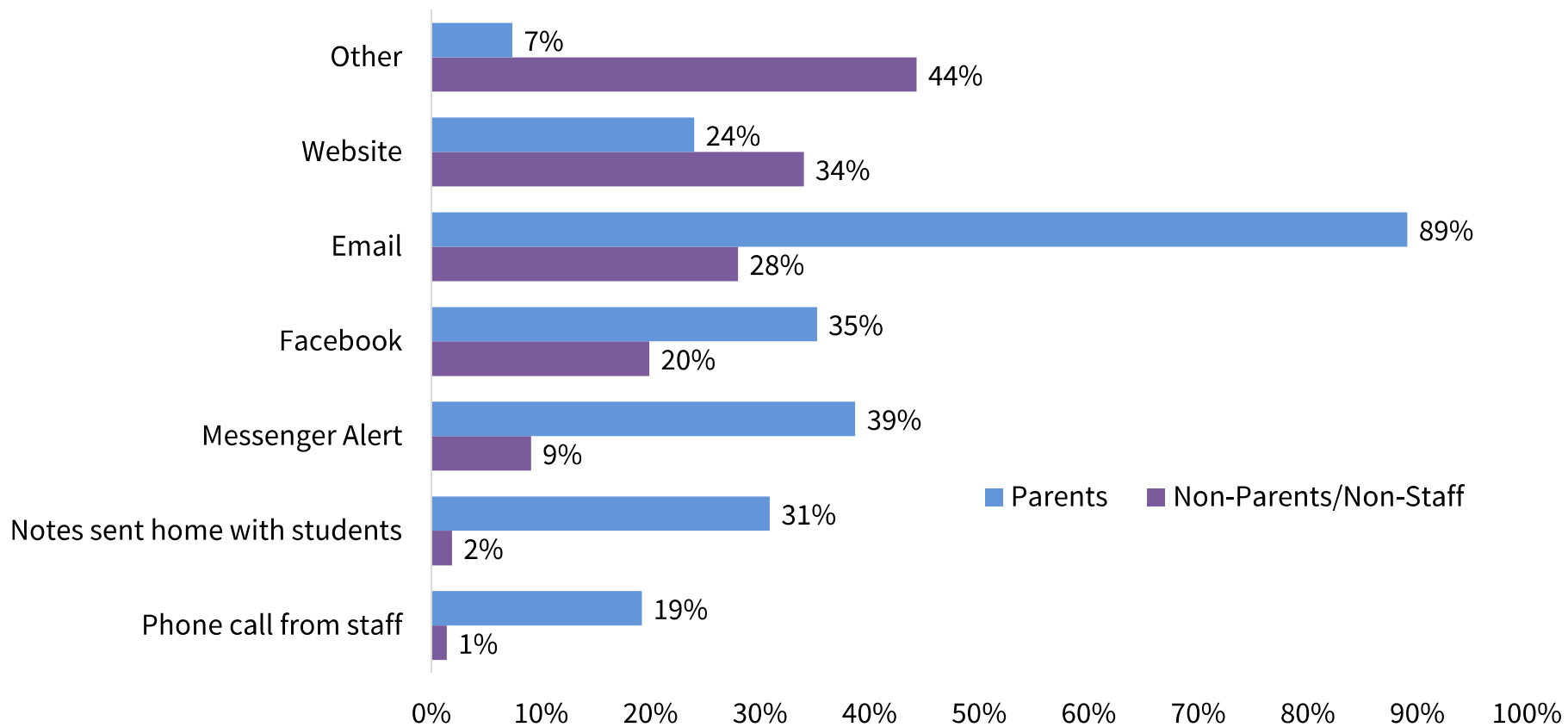
Are you an employee of the District?



Do you have children attending a school in the District?



How do you like to receive school/District information?



Funding to Support Operations

The District developed the following operational referendum options for community feedback:

Option 1: If voters support a referendum providing \$2.05 million per year, the District would be able to maintain most programs and services.

Option 1 would increase taxes over current levels by approximately \$126 for every \$100,000 of property value for each of the next four years.

Option 2: If voters support a referendum providing \$2.95 million per year, the District would be able to maintain all programs and services, increase building maintenance funds, and update math and reading class materials.

Option 2 would increase taxes over current levels by approximately \$180 for every \$100,000 of property value for each of the next four years.

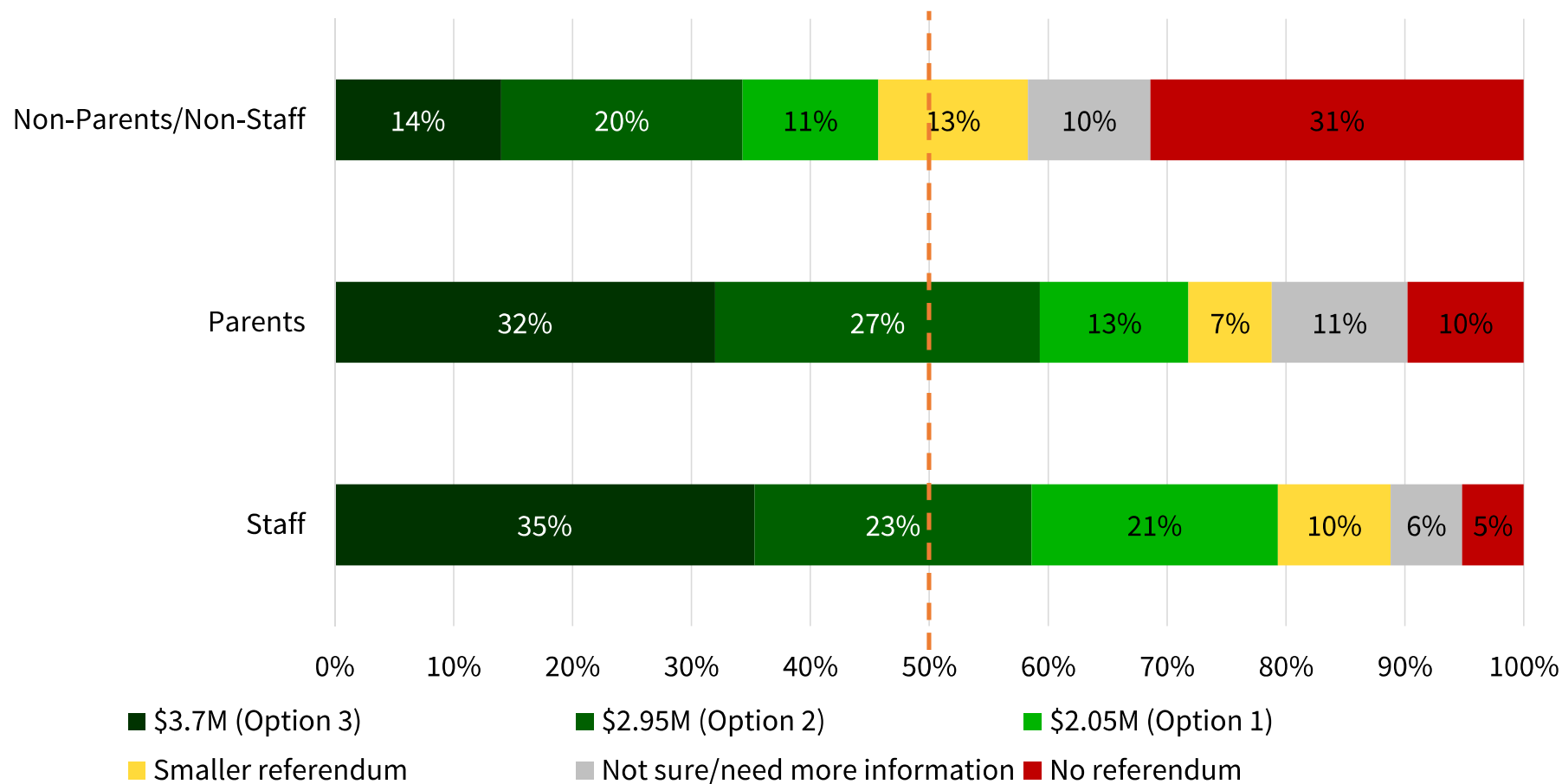
Option 3: If voters support a referendum providing \$3.7 million per year, the District would be able to pay for everything in Options 1 and 2 and help offset estimated increasing costs due to inflation.

Option 3 would increase taxes over current levels by approximately \$226 for every \$100,000 of property value for each of the next four years.

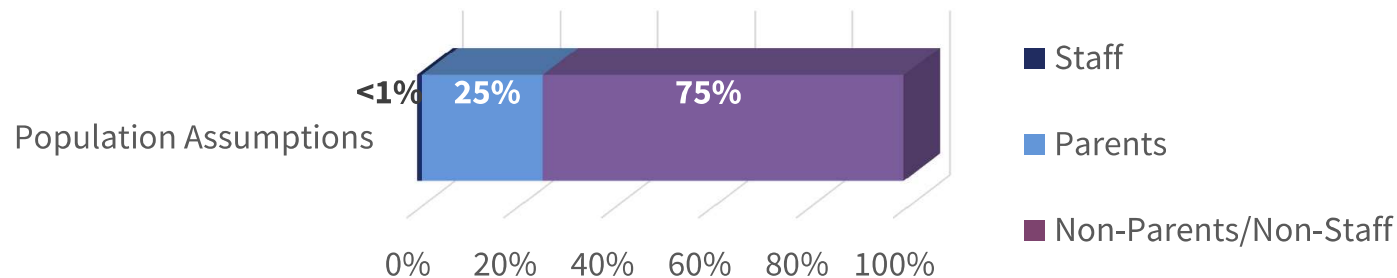
If voters do not support any referendum, the District would need to cut approximately \$2.05 million in staffing (resulting in larger class sizes), programs, and services per year from the operating budget. This would begin in the 2025-26 school year.



Which operational referendum amount would you support?



Additional Analysis: Operational Referendum Support



Weighted support:

$$\text{Option 2: } 0.25 (59\%) + 0.75 (34\%) = \mathbf{40.3\%}$$

$$\text{Option 1: } 0.25 (72\%) + 0.75 (45\%) = \mathbf{51.8\%}$$

$$\text{Smaller: } 0.25 (79\%) + 0.75 (58\%) = \mathbf{63.3\%}$$



Facility Projects

High School Kitchen and Cafeteria *(Estimated cost: \$10.9 million)*

This project would:

- ✓ Build a new high school kitchen and cafeteria.
- ✓ Remodel the existing kitchen and cafeteria into a possible community fitness center.

Secured Entrance/High School Office/District Office/Early Learning Center *(Estimated cost: \$2.4 million)*

This project would:

- ✓ Build a new high school office with secured entrances to better monitor/control access.
- ✓ Move the District Office to the previous high school office location.
- ✓ Create the potential for an early learning center with a secured entrance in the building where the District Office was located.

Career and Technical Education *(Estimated cost: \$7.9 million)*

This project would:

- ✓ Update and expand the current metal fabrication classroom and lab areas.
- ✓ Build a new woodworking classroom and lab area.
- ✓ Add an automotives classroom and lab area.



Facility Projects

Technology Infrastructure *(Estimated cost: \$1.3 million)*

This project would:

- ✓ Update our servers.
- ✓ Replace our fiber and connectivity systems.

Locker Rooms and Classrooms *(Estimated cost: \$4.3 million)*

This project would:

- ✓ Build new boys and girls locker rooms.
- ✓ Remodel the current locker rooms into classrooms and learning areas.

Gym *(Estimated cost: \$11.2 million)*

This project would:

- ✓ Add a gym to better meet the school and community programming needs.
- ✓ Provide additional space that can serve as a community shelter as needed. (The District is applying for FEMA funding to help with the cost.)



Facility Project Support

Priority score is calculated based on High = 3, Medium = 2, Low = 1

Career and Technical Education		Priority Score = 2.14
Technology Infrastructure		Priority Score = 2.14
Secured Entrance/High School Office/District Office/Early Learning Center		Priority Score = 1.97
Locker Rooms and Classrooms		Priority Score = 1.85
High School Kitchen and Cafeteria		Priority Score = 1.74
Gym		Priority Score = 1.62

■ High ■ Medium ■ Low



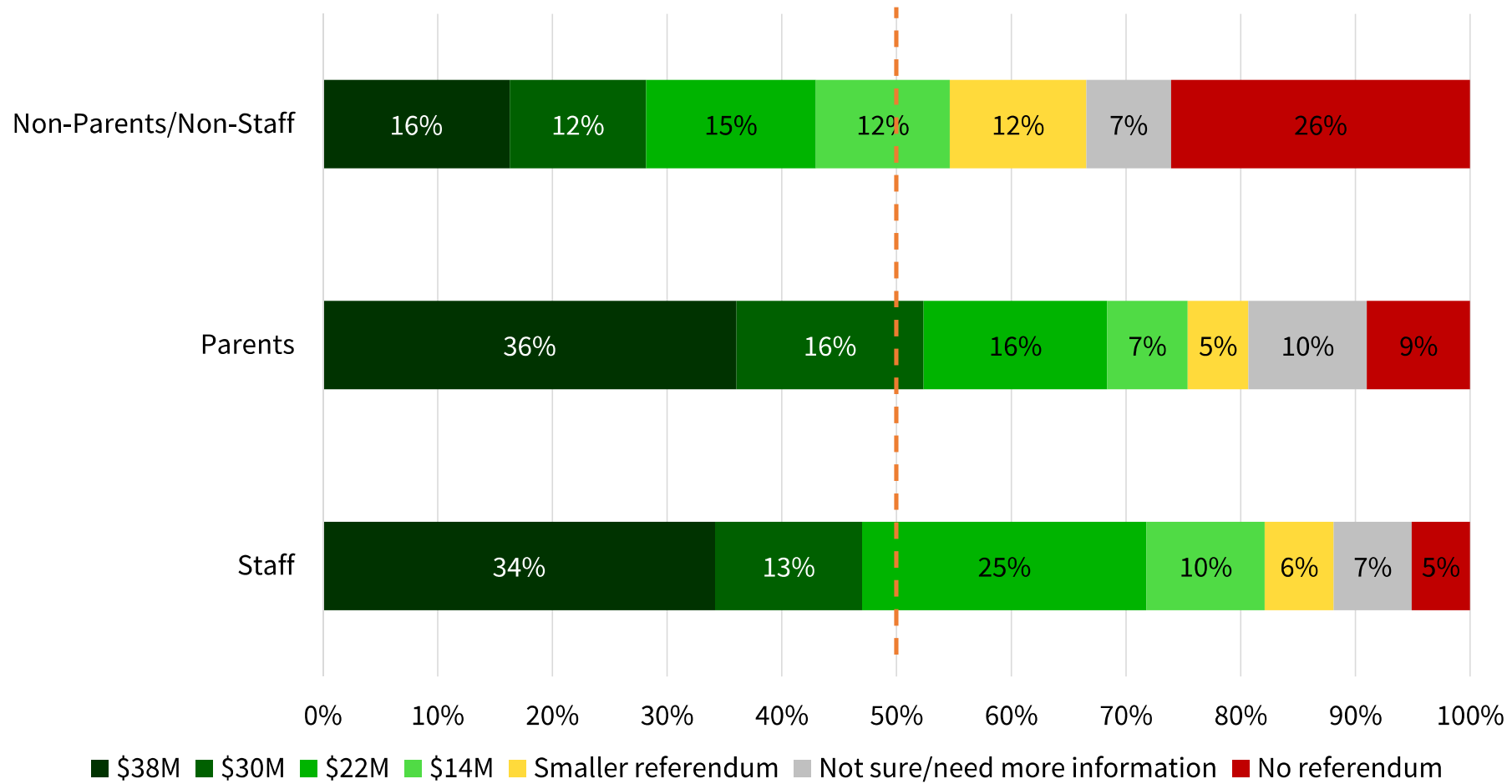
Funding Support

To fund any of the potential facility projects, the District would need to pursue a **capital referendum**. This type of referendum allows Mosinee to take out a loan (issue debt) to pay for major facility improvements. Approval requires majority support from local voters.

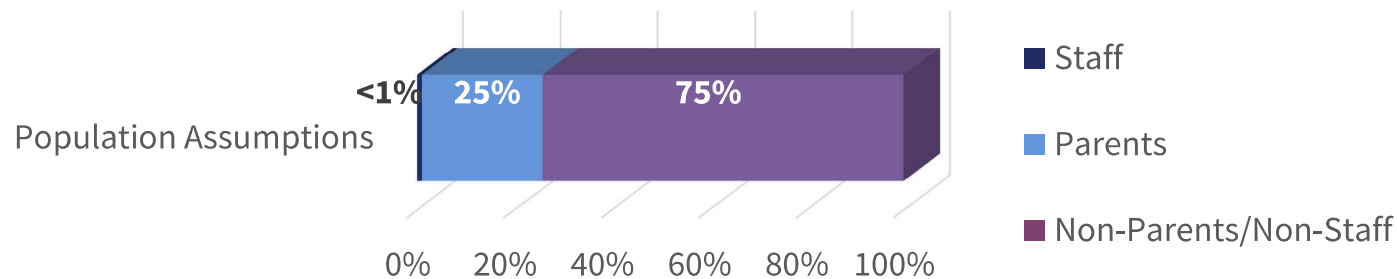
Projects	Costs
High School Kitchen and Cafeteria	\$10.9 million
Secured Entrance/High School Office/District Office/4K Center	\$2.4 million
Career and Technical Education	\$7.9 million
Technology Infrastructure	\$1.3 million
Locker Rooms and Classrooms	\$4.3 million
Gym	<u>\$11.2 million</u>
Total	\$38.0 million



Capital referendum funding support



Additional Analysis: Capital Referendum Support



Weighted support:

$$\mathbf{\$30M: 0.25 (52\%) + 0.75 (28\%) = 34\%}$$

$$\mathbf{\$22M: 0.25 (68\%) + 0.75 (43\%) = 49.3\%}$$

$$\mathbf{\$14M: 0.25 (75\%) + 0.75 (55\%) = 60.0\%}$$



Project Costs

Project (Priority)	Cost	Cumulative Cost
Career and Technical Education (1)	\$7.9M	\$7.9M
Technology Infrastructure (2)	\$1.3M	\$9.2M
Secured Entrance/High School Office/District Office/Early Learning Center (3)	\$2.4M	\$11.6
Locker Rooms and Classrooms (4)	\$4.3M	\$15.9M
High School Kitchen and Cafeteria (5)	\$10.9M	\$26.8M
Gym (6)	\$11.2M	\$38M



How is the District doing in each of the following areas?

Great = 4, Good = 3, Fair = 2, Poor = 1

Item	Staff	Parents	Non-Parents/ Non-Staff
Delivering a high-quality education	3.00	2.89	2.82
Keeping the public informed	2.48	2.64	2.55
Managing funds appropriately	1.90	2.22	2.08
Building pride in the community	2.67	2.71	2.76



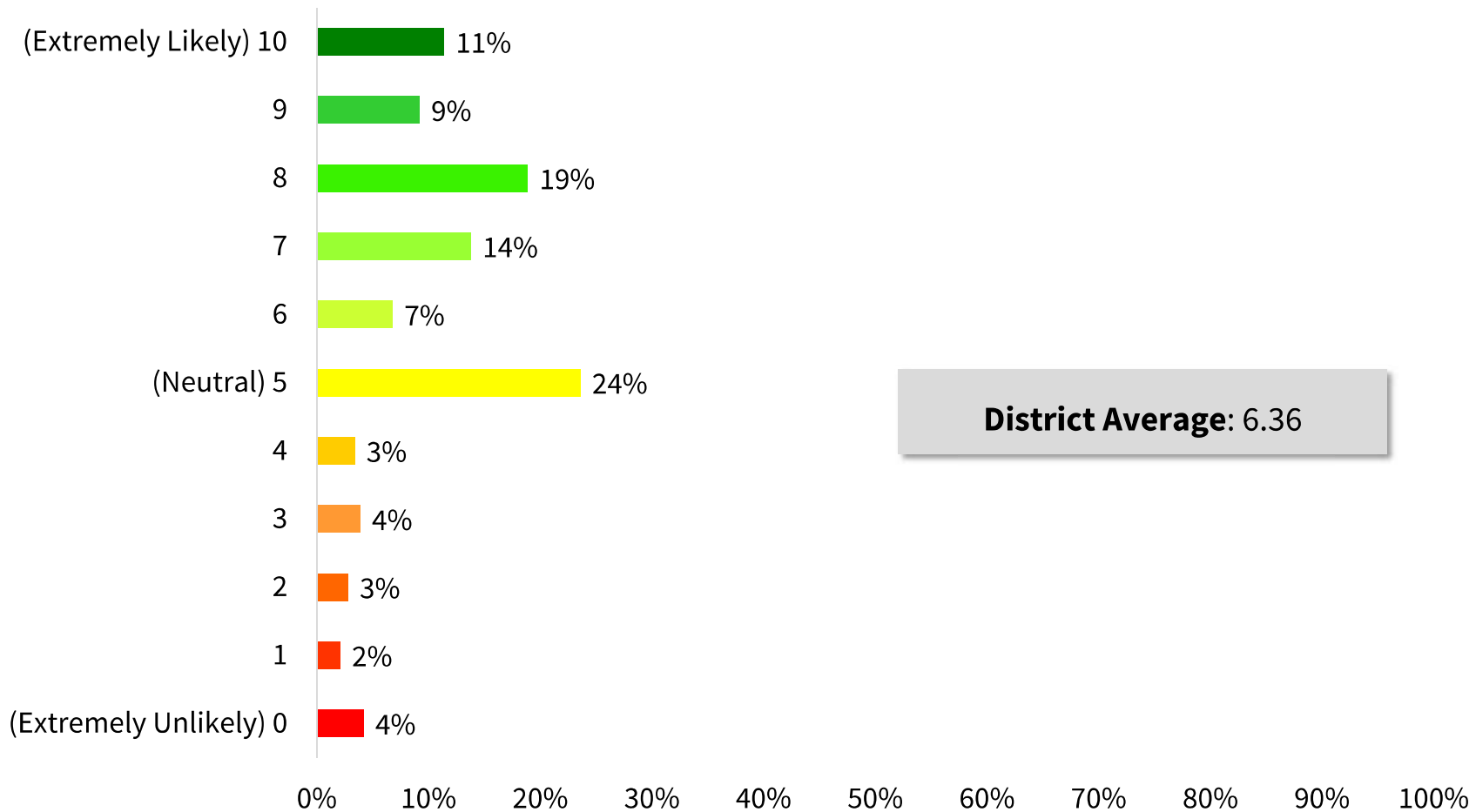
How is the District doing in each of the following areas?

Great = 4, Good = 3, Fair = 2, Poor = 1

Item	Percent “Great” or “Good”	Average
Delivering a high-quality education	74%	2.88
Keeping the public informed	58%	2.58
Managing funds appropriately	36%	2.10
Building pride in the community	64%	2.72



On a scale of 0 – 10, how likely would you be to recommend the District to a friend or family member?



What did we learn?

- An operational referendum of \$2.05 million is within the margin of error.
 - A smaller operational referendum would likely be supported if the election were held today.
- A \$14 million capital referendum would likely be supported if the election were held today.
 - A \$22 million capital referendum is within the margin of error, indicating the District could consider a capital referendum between \$14 and \$22 million.



SCHOOL PERCEPTIONS

Measuring what matters

262.644.4300 | schoolperceptions.com

